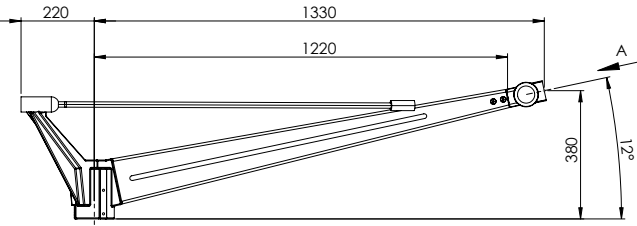


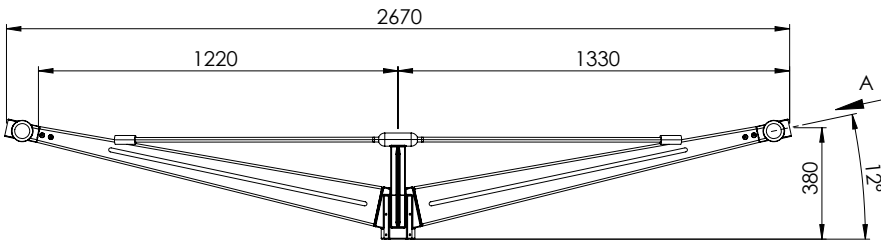
# EQUINOXE range

## Interface datasheet

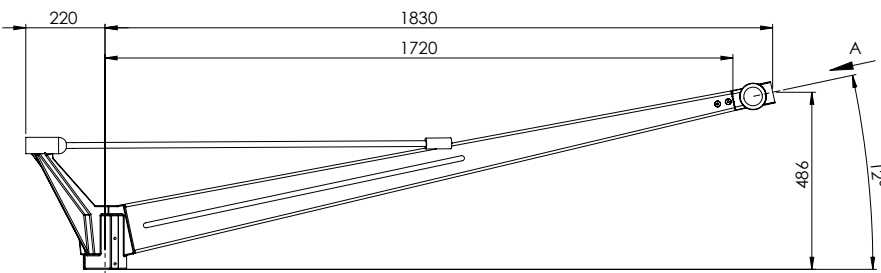
EQUINOXE Top single 1330



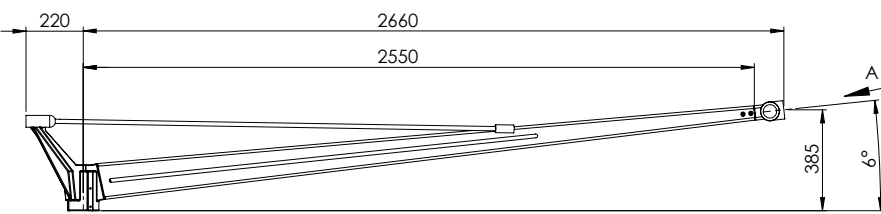
EQUINOXE Top double 1220



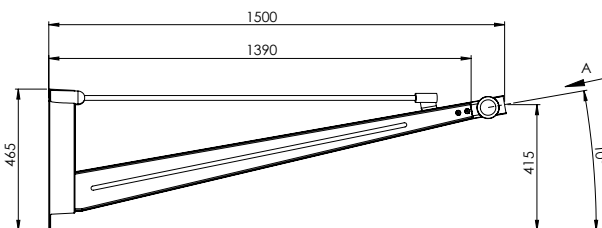
EQUINOXE Top single 1720



EQUINOXE Top single 2595

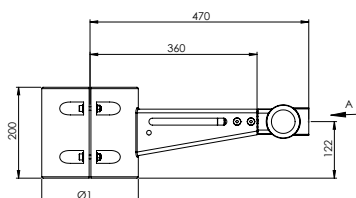


EQUINOXE wall 1388

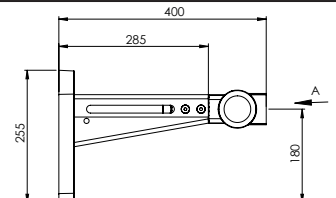


EQUINOXE annular on pole EP4

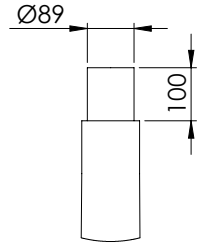
VARIANT	Ø1	Pole diameter installation
EP4 130	180	125 < Ø installation < 130
EP4 142	192	137 < Ø installation < 142
EP4 160	208	155 < Ø installation < 160



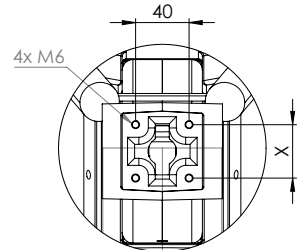
EQUINOXE wall EP4



Pole post top interface



View A (from the luminaire) for all EQUINOXE range



VIEW A  
(View from the luminaire)

Variant	X
Equinoxe PR (CMS mini / Midi)	40
Equinoxe GR (CMS Maxi)	49