

VOLTANA EVO



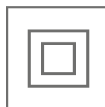
The compact, cost-effective LED solution for your urban spaces

Create a lighting set that efficiently fits into your urban landscapes and reduces energy consumption without compromising on lighting levels with the VOLTANA EVO. This new generation of the well-known VOLTANA range is the ultimate compact solution delivering the right lumen package for your urban spaces while considerably reducing energy costs for the fastest return on investment.

VOLTANA EVO is a low-weight lighting solution designed for side-entry mounting. As an option, an adapter piece for both post-top and side-entry mountings is available, allowing VOLTANA EVO to be fitted in all kinds of poles and easing the installation.

It can be adapted on-site thanks to a stepped inclination system allowing the photometry to be optimised.

With its compact design and lighting technology, the VOLTANA EVO luminaire is a sustainable, cost-effective LED solution that guarantees basic urban lighting needs, generates energy savings, and reduces the ecological footprint.



Concept

The VOLTANA EVO luminaire is composed of a high-pressure die-cast aluminium body and a mounting clamp made of corrosion-resistant steel.

VOLTANA EVO is equipped with ProFlex™ photometric engines, offering optimised photometrical performance with a minimum total cost of ownership. The polycarbonate lens protector ensures high impact resistance to provide an efficient and reliable solution.

This luminaire can be mounted using a standard side-entry clamp fixation for Ø42-60mm spigots. Thanks to an incorporated inclination system, the angle can be adjusted on-site. As an option, an adapter piece is available for spigots from Ø42 to Ø76mm for both post-top and side-entry mounting.



VOLTANA EVO is designed to ease installation and on-site maintenance.



Precise on-site adjustment. The inclination angle can be set from -15° to $+5^{\circ}$ for side-entry mounting, and from -10° to $+10^{\circ}$ with the post-top adaptor.

TYPES OF APPLICATION

- URBAN & RESIDENTIAL STREETS
- SQUARES & PEDESTRIAN AREAS
- ROADS & MOTORWAYS

KEY ADVANTAGES

- Cost-effective and efficient lighting solution for a fast return on investment
- Compact design
- ProFlex™ photometric engines offering high efficiency lighting, comfort and safety
- Adjustable inclination on-site
- Side-entry and post-top (with accessory) mounting



VOLTANA EVO is a low weight luminaire that provides a cost-effective and sustainable lighting solution.



The polycarbonate ProFlex™ lens protector ensures a high impact resistance.



ProFlex™

The ProFlex™ photometric engine integrates the lenses into a polycarbonate protector. This integration increases the output and reduces the reflection inside the optical unit. The polycarbonate used for the ProFlex™ photometric engine offers essential characteristics such as high optical clarity for a superior light transmission, better impact resistance compared to glass and a long life span with UV-stabilisation treatment. The ProFlex™ concept enables a compact design with a thin optical compartment. It provides extensive light distributions so that the spacing between the luminaires can be increased.

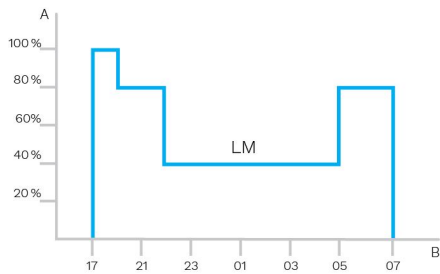




Custom dimming profile

Intelligent luminaire drivers can be programmed with complex dimming profiles. Up to five combinations of time intervals and light levels are possible. This feature does not require any extra wiring.

The period between switching on and switching off is used to activate the preset dimming profile. The customised dimming system generates maximum energy savings while respecting the required lighting levels and uniformity throughout the night.



A. Dimming level | B. Time

GENERAL INFORMATION

Recommended installation height	4m to 15m 13' to 49'
Circle Light label	Score ≥90 - The product fully meets circular economy requirements
Driver included	Yes
CE mark	Yes
ENEC certified	Yes
ENEC+ certified	Yes
Testing standard	LM 80 (all measurements in ISO17025 accredited laboratory)

HOUSING AND FINISH

Housing	Aluminium
Optic	Polycarbonate
Protector	Polycarbonate (with integrated lenses)
Housing finish	Polyester powder coating
Standard colour(s)	RAL 7035 light grey
Tightness level	IP 66
Impact resistance	IK 10
Vibration test	Compliant with modified IEC 68-2-6 (0.5G)
Access for maintenance	By loosening screws on the bottom cover

OPERATING CONDITIONS

Operating temperature range (Ta)	-30°C up to +55°C / -22° F up to 131°F
----------------------------------	--

· Depending on the luminaire configuration. For more details, please contact us.

ELECTRICAL INFORMATION

Electrical class	Class I EU, Class II EU
Nominal voltage	220-240V – 50-60Hz
Surge protection options (kV)	10
Electromagnetic compatibility (EMC)	EN 55015 / EN 61000-3-2 / EN 61000-3-3 / EN 61547
Control protocol(s)	1-10V, DALI
Control options	Custom dimming profile

OPTICAL INFORMATION

LED colour temperature	3000K (Warm White 730) 4000K (Neutral White 740)
Colour rendering index (CRI)	>70 (Warm White 730) >70 (Neutral White 740)

LIFETIME OF THE LEDS @ TQ 25°C

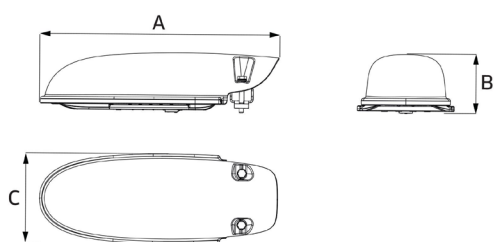
All configurations	100,000h - L95 (high-power LEDs)
--------------------	----------------------------------

· Lifetime may be different according to the size/configurations. Please consult us.

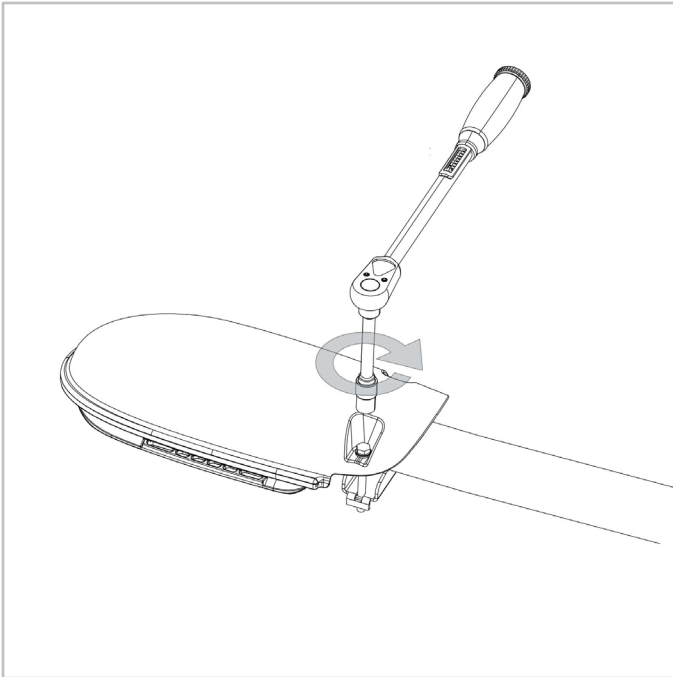
DIMENSIONS AND MOUNTING

AxBxC (mm inch)	416x104x170 16.4x4.1x6.7
Weight (kg lbs)	2.8 6.2
Aerodynamic resistance (CxS)	0.01
Mounting possibilities	Side-entry slip-over – Ø42mm Side-entry slip-over – Ø60mm Side-entry slip-over – Ø76mm

· For more information about mounting possibilities, please consult the installation sheet.



VOLTANA EVO | Side-entry (standard) and post-top (with adapter piece) mounting – 2xM8 screws





Luminaire	Number of LEDs	Current (mA)	Luminaire output flux (lm) Warm White 730		Luminaire output flux (lm) Neutral White 740		Power consumption (W)	Luminaire efficacy (lm/W)	Photometry
			Min	Max	Min	Max			
VOLTANA EVO 1	8	200	700	700	700	800	6	133	
	8	350	1100	1200	1200	1300	9.7	134	
	8	500	1600	1700	1700	1800	13.1	137	
	8	700	2100	2200	2300	2400	18.4	130	
	8	1050	2900	3000	3200	3300	28.4	116	
	8	1250	3300	3400	3600	3700	36.1	102	
	8	1400	3500	3700	3800	4000	39.5	101	
	16	200	1400	1400	1500	1600	10.8	148	
	16	350	2300	2400	2500	2600	18	144	
	16	500	3200	3400	3500	3600	25.5	141	
	16	700	4300	4500	4700	4900	38.1	129	
	16	1050	5900	6100	6400	6700	56	120	
	16	1200	6500	6700	7000	7300	62	118	

Tolerance on LED flux is $\pm 7\%$ and on total luminaire power $\pm 5\%$

